



Data Center Sustainability, Efficiency, and Uptime Reporting

Key Customer Quotes

- *“Sunbird provides just the right information, so that you can really manage very well, very easily. It’s definitely helped us make better, faster decisions. What might have taken us days to gather before is now right at our fingertips.”*



Kyle Kohne,
Data Center
Technician

- *“We buy into a high degree of accuracy in everything that we do, and we like the tools and the products that we use to be at that level too. Sunbird lets me sleep better at night because I know that accuracy is not something that I need to worry about. I’ve had absolutely no issues.”*



Peter Giles
Senior Data
Center Manager

- *“The possibilities with these tools are almost limitless. I haven’t discovered anything we would want that it doesn’t have. We can build custom dashboards, see rooms in 3D, get rack overviews, see power connections, data connections, and more. This means that everyone can get the insight they need without being in the facility. Without Sunbird, we wouldn’t be close to as fast, as precise, or have so few errors.”*



Lars Lorscheider
System Admin.

- *“[Health tiles] let you know whether there is a critical, major, or no alarms based on the color and the look.”*



Abe Shaker
Monitoring and
Reporting Eng.

- *“We use [what-if analysis] to work out when we have a device to put into a rack within a room and which rack to place it in. We’re trying to evenly balance out the capacity across the racks within the room.”*



Andrew Marsh
Senior Manager
for Data Centers

Transform Data Into Actionable Insights with Second-Gen DCIM

Today’s data centers generate a lot of data. Intelligent rack PDUs and other metered devices, environmental sensors, and the constant change in data centers all contribute towards a massive volume and variety of data.

Data center professionals don’t have the time to manually collect all this data, analyze it, and ultimately derive insights from it that improve their data center operations. With legacy management tools like Excel and Visio, it’s a monumental task that is prone to errors.

Sunbird Software makes it easy to get the information you need at your fingertips with our zero-configuration dashboard. With Sunbird, you can make more informed data center management decisions without all the hard work.

100+ Charts and Reports Out of the Box

- **Standard Dashboards Built For You** – Get insights on day one with pre-built dashboards for Enterprise Overview, Enterprise Health, What-If, Items Inventory, Parts Inventory, Space, Power, Cooling, Connectivity, Tabular Reports, and DCOI.
- **Deep and Reliable Insights** – Leverage your data to find stranded power capacity, forecast and trend power and space capacity, simulate power failover scenarios, get advanced warning of hot spots, power capacity limitations, and loss of redundancy, bill back energy costs based on usage, and more.
- **All Your Data At Your Fingertips** – Drill down to the underlying tabular data behind any chart to slice and dice the data any way you want it with sorting and filtering.
- **But Wait, There’s More** – Sunbird’s addons site provides an additional 150+ charts and reports for a total of 250+ zero-configuration widgets.

Digital Twin Visualization Makes It Better Than Being There


- **Know What’s Happening in Any Data Center** – Overlay live measured readings from power meters and environmental sensors on your 3D floor map and rack elevation views to visualize what’s happening in your data centers without leaving your desk.
- **At-a-Glance Capacity Planning** – Interactive visualization, correlation, and analysis of multiple capacity parameters across all sites makes capacity planning easy and fast.

Highly Customizable Dashboard to Suit Your Unique Needs

- **Tailor Any Chart to Your Liking** – Change chart types, drag-and-drop charts, change chart sizes, adjust warning and critical thresholds, tweak chart labels, and more.
- **Make Your Own Dashboards** – Copy, clone, and edit dashboard charts and put them in personal or shared folders for easy access by your team.
- **Custom Fields and Tags** – Add your own custom fields and data using your organization’s specific nomenclature, ensuring that your reports can be easily understood by everyone in your organization.

Schedule, Share, and Collaborate on Report Data

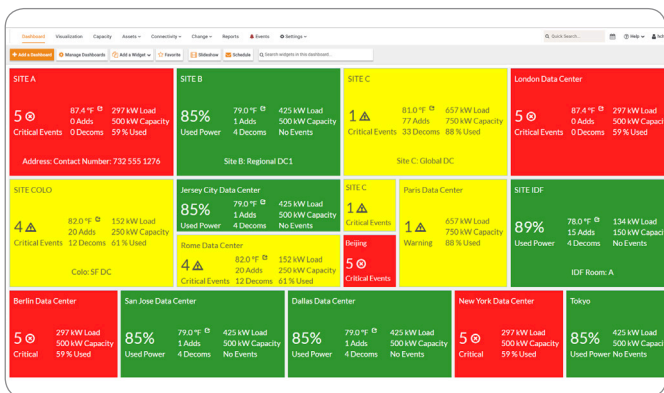
- **Management Reports Made Easy** – Schedule management reports to be automatically generated and emailed on a recurring basis so all stakeholders are aware of the latest KPIs.
- **Data-Driven Collaboration** – Enable cross-functional collaboration around common KPIs with shared dashboards and the ability to share widgets to your corporate SharePoint sites and portals.



Data Center Sustainability, Efficiency, and Uptime Reporting

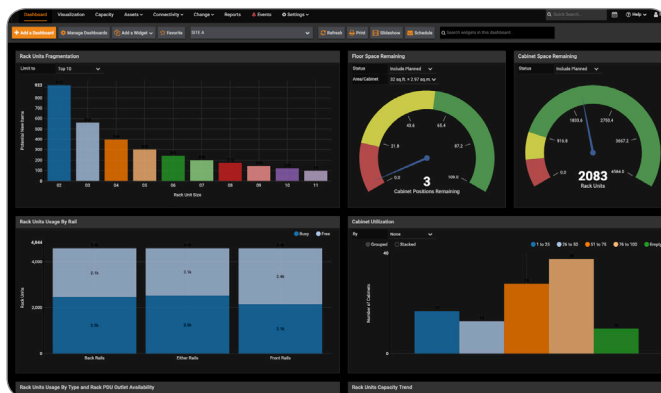
Enterprise Health Dashboard

A single pane of glass to view key performance indicators about each site such as health, temperature, power, and changes with easy drilldown to more details.



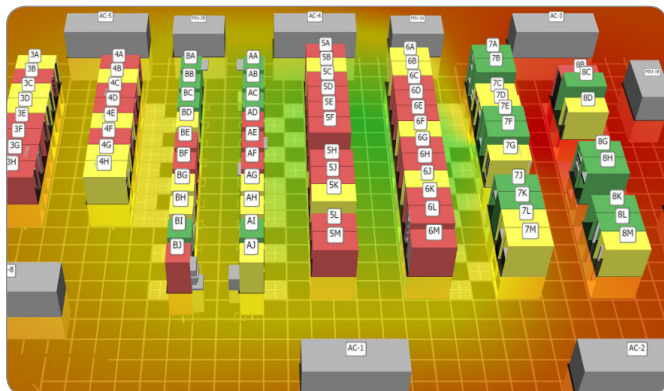
Auto-Generate and Schedule Reports

Automatically distribute charts and reports on a scheduled basis. Choose from over 120 charts and reports included in your system by default.



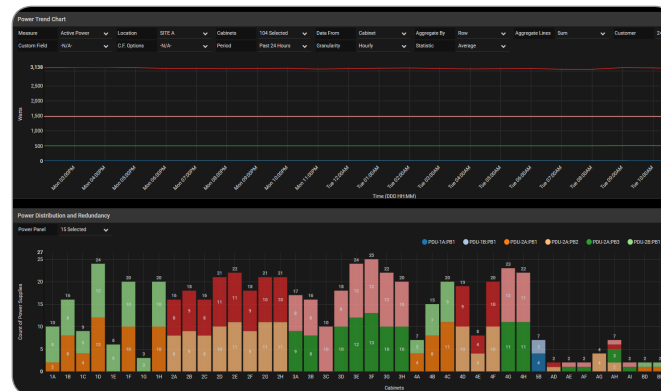
Visual Analytics On Your 3D Floor Map

See a digital twin of your data center that's to scale. Overlay and analyze multiple capacity parameters such as space, power, cooling, weight, and humidity for fast and easy planning.



Power Redundancy and Trend Charts

Easily identify potential redundancy issues and long-term power trends.



Call 732.993.4476 or visit SunbirdDCIM.com

Sunbird Software is changing the way data centers are being managed. With a focus on real user scenarios for real customer problems, we help data center operators manage tasks and processes faster and more efficiently than ever before, while saving costs and improving availability. We strive to eliminate the complexity they have been forced to accept from point tools and home grown applications, removing the dependency on emails and spreadsheets to transform the delivery of data center services. Sunbird delivers on this commitment with unexpected simplicity through products that are easy to find, buy, deploy, use, and maintain. Our solutions are rooted in our deep connections with our customers who share best practices and participate in our user groups and product development process.

Based in Piscataway, NJ, Sunbird serves over 1,850 DCIM customers worldwide. For more information, please visit SunbirdDCIM.com.

© 2022 Sunbird Software. All rights reserved. dcTrack and Power IQ are registered trademarks of Sunbird Software. All other marks and names mentioned herein may be trademarks of their respective companies.

